



**FRESENIUS
KABI**

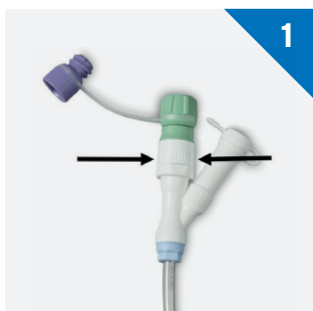
caring for life

How to change the Freka® PEG FR15 ENFit® Intestinal feeding tube Click Adaptor

Changing of the Freka Click Adaptor

Getting ready

- Always refer to local guidelines
- Collect all equipment needed on a clean table or tray
- Wash and dry hands before and after changing the Freka PEG FR15 ENFit Intestinal feeding tube Click Adaptor



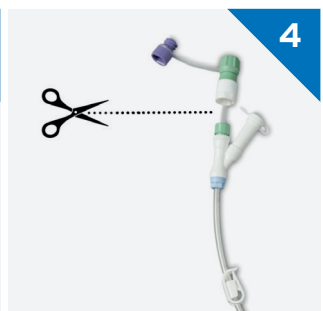
To remove the Freka Click Adaptor, squeeze the contoured surfaces of the Click Adaptor firmly between two fingers.



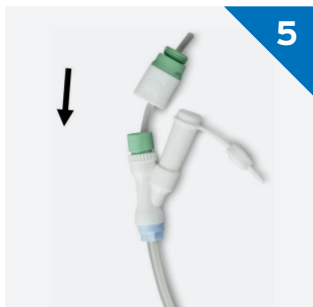
Ensure the clamp on the tube is open and pull out the intestinal tube carefully for approximately 3 - 4cm.




To prevent the intestinal tube from slipping, close the tube clamp for fixation.



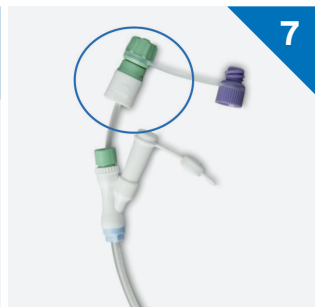
Cut just under the Click Adaptor and remove.



Push the new Click Adaptor (green/white) with its white end first over the intestinal tube.



Push the metal pin of the Freka Connector ENFit firmly into the intestinal tube.



Screw the Click Adaptor (green /white) clockwise and tight onto the Freka Connector ENFit. Screw the Click Adaptor until no rotation is possible, being careful **not to rotate the tube itself**.



Open the tube clamp of the gastric tube and push the connected Click Adaptor over the (green) intestinal access of the Freka Y-Connector ENFit marked with an 'i'. Ensure the **finger grips are facing 90 degrees away from the Y-port** when connected, to aid future changing of the Freka Y-Connector. The fixation must be clearly audible with a **'click'**. Finally, close the intestinal tube with the purple cap of the Freka Connector ENFit.

Freka Click Adaptor Product Information

<p>Freka click adaptor for Freka PEG Intestinal</p> 
<p>Description Freka PEG Intestinal CH/FR 9</p>
<p>Pack of 15 Product Code: 7981389</p>



**FRESENIUS
KABI**

caring for life

Fresenius Kabi Limited,
Cestrian Court, Eastgate Way,
Manor Park, Runcorn, Cheshire WA7 1NT
tel: 01928 533516 fax: 01928 533520
scientific.affairsUK@fresenius-kabi.com
www.fresenius-kabi.com/gb

Amika® is a registered trademark
of Fresenius AG. Fresenius Kabi
Ltd is an authorised user.
ENFit® is a registered trademark of GEDSA, Inc
© Fresenius Kabi Ltd.

Date of Prep: February 2022 Job code: EN01763b