



How to bolus feed using the EasyBag Bolus Adaptor

The EasyBag bolus adaptor (Product code 7755694) is compatible with all Fresenius Kabi EasyBag tube feeds.

Getting ready

- Always refer to local guidelines
- Collect all equipment needed on a clean table or tray
 - Bag of tube feed as prescribed
 - Water for flushing
 - 2 x 60ml enteral feeding syringes
 - EasyBag bolus adaptor
- Wash and dry hands before and after feed administration
- Check feed label and expiry date
- Make sure patient sitting upright if possible (or head and shoulders raised by at least 30 degrees during feeding and for a short period afterwards, 45 mins is suggested)
- If nasogastric feeding, confirm tube position according to local policy
- Flushing feeding tube:
 - Fill syringe with 30-50ml of water or as advised by Dietitian and close clamp on tube (if present)
 - Attach syringe, open clamp on feeding tube and flush tube with water
 - Close clamp on feeding tube and remove syringe

How to administer the feed



Remove bolus adaptor from packaging and screw the cap on



Insert the spike of bolus adaptor into the upright bag of feed and screw on firmly



Remove cap from bolus adaptor and attach the 60ml syringe



Tilt the EasyBag and gently withdraw the prescribed amount of feed



Unscrew filled syringe from the bolus adaptor with the EasyBag in the upright position and screw on bolus adaptor cap



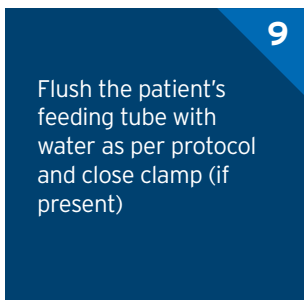
Attach filled syringe to end of the feeding tube or extension set and open clamp (if present)



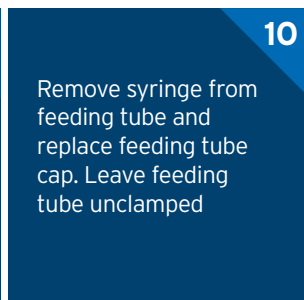
Push plunger gently to deliver feed at directed rate. Then close clamp and remove syringe



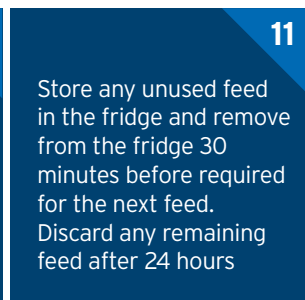
Repeat steps 4-7 until the prescribed amount of feed has been delivered



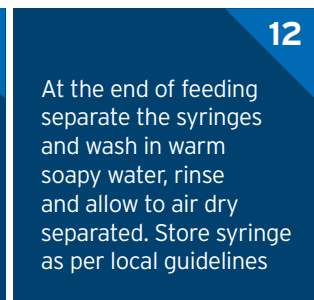
Flush the patient's feeding tube with water as per protocol and close clamp (if present)



Remove syringe from feeding tube and replace feeding tube cap. Leave feeding tube unclamped



Store any unused feed in the fridge and remove from the fridge 30 minutes before required for the next feed. Discard any remaining feed after 24 hours



At the end of feeding separate the syringes and wash in warm soapy water, rinse and allow to air dry separated. Store syringe as per local guidelines